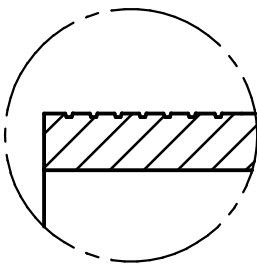
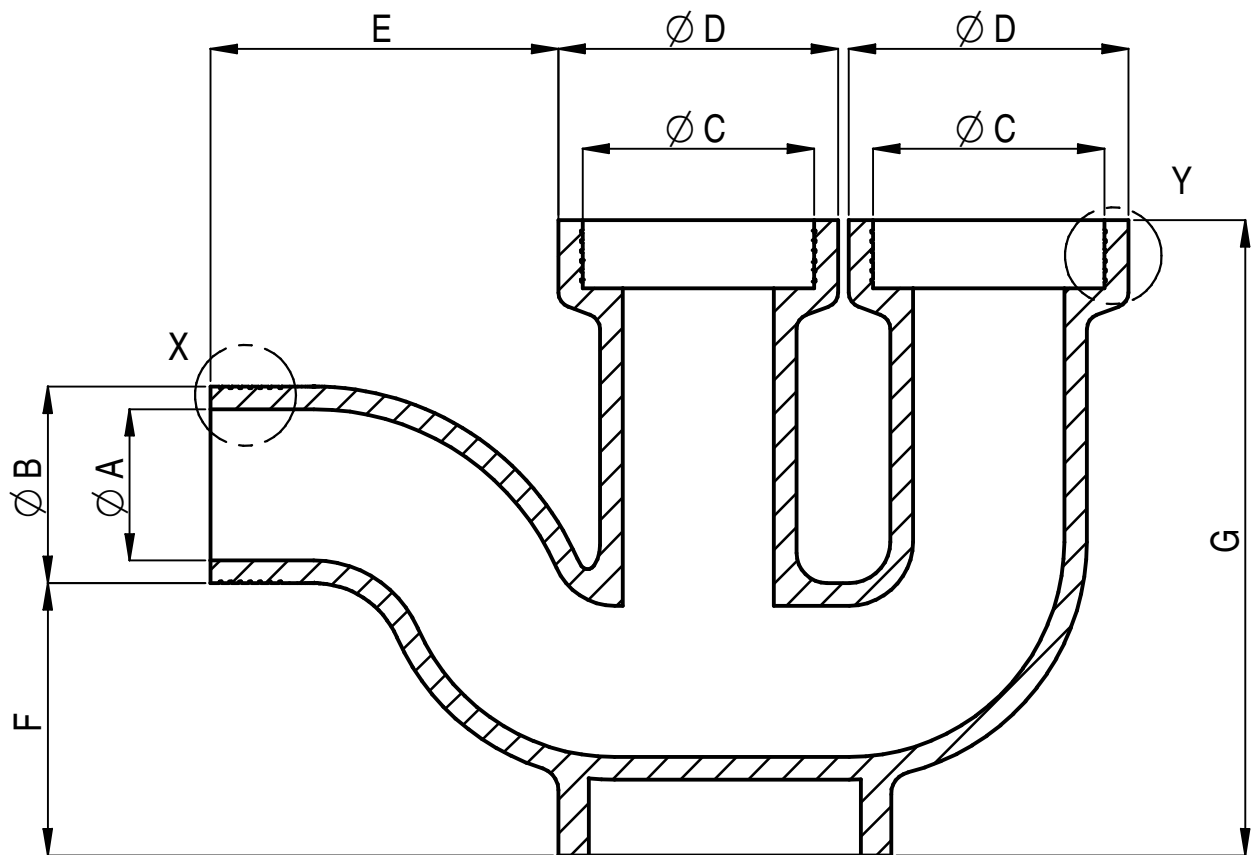
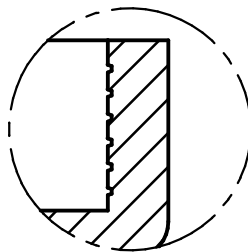


NAT K512



DETAIL X
1:2



DETAIL Y
1:2



ISOMETRIC VIEW
1:10

CODE No.	A	B	C	D	E	F	G	WEIGHT (Kg)
KTT1/1	100	130	153	185	230	180	420	18.05
KTT2/2	150	185	220	250				24.05

ALL DIMENSIONS IN mm



THIS DRAWING IS THE PROPERTY OF WT KNOWLES & SONS LTD
AND MUST NOT BE USED IN ANY WAY PREJUDICIAL TO THEIR INTERESTS

TITLE :-

TIMES TRAP

WEIGHT =

DRAWN: GB 27-03-11

SCALE

PROJECTION

DRAWING No. :-

KTT1/1

A4

DO NOT SCALE

ISSUE: 1 27-03-11

1:5

